


Specifications

Length: 4.5"	Diameter: 2.5"	5' power cord with in-line switch
Weight: with QR Ring: 2.6 Lbs.	Body only 1.45 Lbs. with QR Ring + Dome: 3.8 Lbs.	
120V AC	60HZ	10 AMPS
220V AC	50HZ	3 AMPS
Mogul / Medium Base	1000 Watts Max.	
Symmetrical 2-Pin Quartz	750 Watts Max.	

(Bulbs not included)



- | | |
|-----------------------------|-----------------------------|
| ① Triolet Body | ⑤ Symmetrical 2-Pin Adapter |
| ② 5' Power Cord | ⑥ Quick Release Speed Ring |
| ③ Single Axis Stand Adapter | ⑦ Protective Glass Dome |
| ④ Medium Base Adapter | |

Warranty

CHIMERA offers a 1-year limited warranty, excluding damage caused by accidents, improper care and use, and natural deterioration beyond the warranty period. Expendables such as bulbs and lamps not included.



1067 Telleen Ave., Erie, CO 80516 USA
888-444-1812 303-444-8000
www.chimeralighting.com

P/N 99309800




Triolet™
Patent Pending

INSTRUCTIONS

120V MODELS: #9930 / #9950

220V MODELS: #9930E / #9950E

Symmetrical 2-Pin -- Mogul -- Medium Screw Base



Welcome

Thank you for purchasing your CHIMERA Triolet Light. Since 1980, CHIMERA has been committed to producing professional, dependable and versatile lighting products.

Important Safeguards

1. When using this lighting instrument, basic safety precautions should always be followed.
2. Read all instructions to familiarize yourself with all the aspects of using this light.
3. Before handling the lamp, let the unit cool down and unplug the unit before changing bulbs.
4. Use Mogul based lamps and medium based household bulbs with a maximum wattage of 1000 Watts. For symmetrical 2-Pin lamps, use a maximum of 750 Watts.
5. Always use the safety glass dome when using 2-Pin lamps.
6. Do not operate this light with a damaged power cord.
7. The use of a GROUNDED AC outlet is recommended.
8. This unit is not water resistant and not recommended for use in environments where excessive water is present.
9. Uncoated lamps can give off dangerous levels of UV radiation, so using the Triolet as a bare bulb light source is not recommended.
10. When setting up, always use sand bag weights to ensure the light, with any modifiers, will not tip over (see photo).




Features and Use

Designed by CHIMERA's engineers, the versatile new CHIMERA Triolet accepts three different lamp styles. The Triolet uses standard Mogul base lamps directly or medium base bulbs with the included screw-in adapter -- up to 1000 Watts. Using the CHIMERA designed Mogul to 2-Pin screw-in adapter, symmetrical 2-Pin Quartz lamps up to 750 Watts can be used (with its protective glass dome). The CHIMERA Triolet emits a broad, omni-directional light that is perfectly suited for Lightbanks, Lanterns, and OctaPlus Lightbanks. The Triolet comes in two models. All are equipped with either a bayonet mounting OctaPlus or Quick Release Speed Ring. Also available in Euro 220V models.

Components

Components	Model #9930	Model #9950
	Model #9930E	Model #9950E
Triolet Mogul Fixture	✓	✓
Medium Base Adapter	✓	✓
2-Pin Adapter and Protective Glass Dome		✓
#9890 Quick Release Speed Ring	✓	✓
#3860 Single Axis Stand Adapter	✓	✓



CHIMERA Accessories

#3860

Single Axis
Stand Adapter



#3865

Dual Axis
Stand Adapter



120V Mogul bulbs: **#5505** 500W

#5510 1000W

220V Mogul bulbs: **#5525** 500W

#5530 1000W



1067 Telleen Ave., Erie, CO 80516 USA
888-444-1812 303-444-8000
www.chimeralighting.com